Appendix A

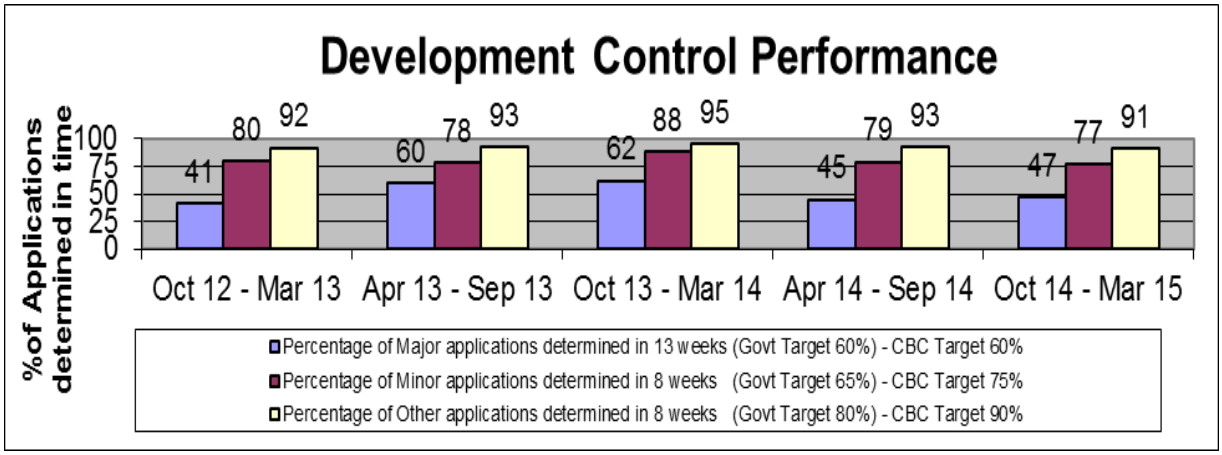
Development Control Performance
%of Applications determined in time
100
75
50
25
0
41 80 92
60 78 93
62 88 95
45 79 93
47 77 91
Oct 12 - Mar 13
Apr 13 - Sep 13
Oct 13 - Mar 14
Apr 14 - Sep 14
Oct 14 - Mar 15
Percentage of Major applications determined in 13 weeks (Govt Target 60%) - CBC Target 60%
Percentage of Minor applications determined in 8 weeks (Govt Target 65%) - CBC Target 75%
Percentage of Other applications determined in 8 weeks (Govt Target 80%) - CBC Target 90%

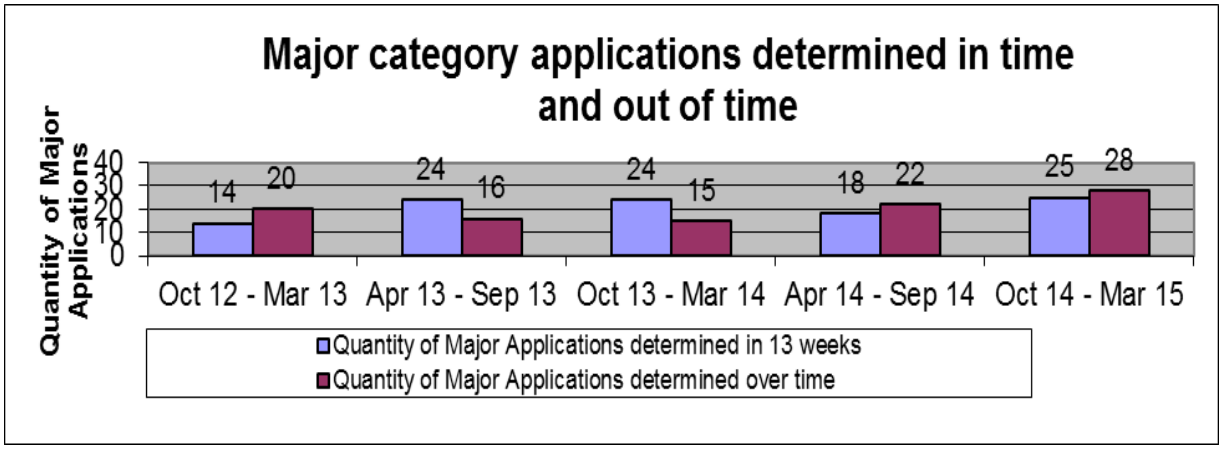
Major category applications determined in time and out of time
Quantity of Major Applications
40
30
20
10
0
14 20
24 16
24 15
18 22
25 28
Oct 12 - Mar 13
Apr 13 - Sep 13
Oct 13 - Mar 14
Apr 14 - Sep 14
Oct 14 - Mar 15
Quantity of Major Applications determined in 13 weeks
Quantity of Major Applications determined over time

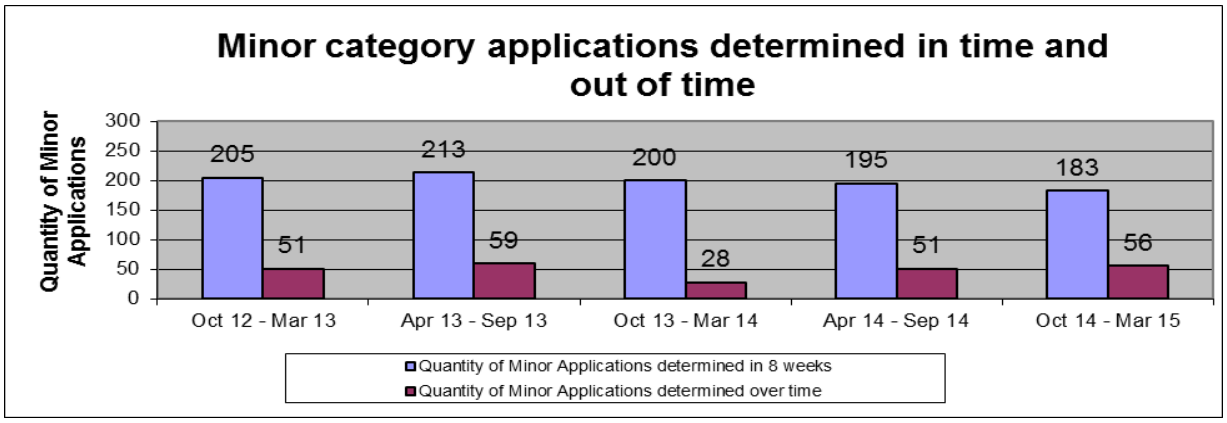
Minor category applications determined in time and out of time
Quantity of Minor Applications
300
250
200
150
100
50
0
205 51
213 59
200 28
195 51
183 56
Oct 12 - Mar 13
Apr 13 - Sep 13
Oct 13 - Mar 14
Apr 14 - Sep 14
Oct 14 - Mar 15
Quantity of Minor Applications determined in 8 weeks
Quantity of Minor Applications determined over time

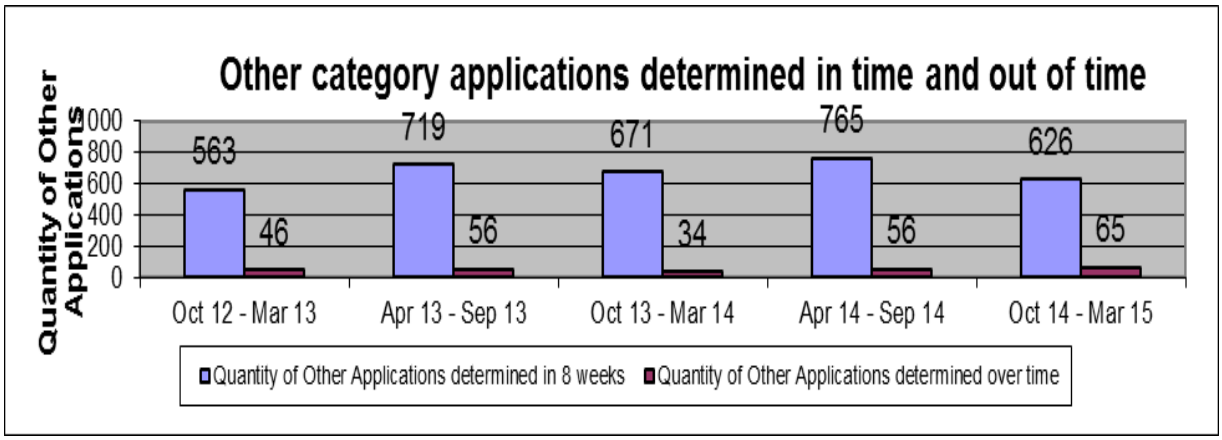
Other category applications determined in time and out of time
Quantity of Other Applications
1000
800
600
400
200
0
563 46
719 56
671 34
765 56
626 65
Oct 12 - Mar 13
Apr 13 - Sep 13
Oct 13 - Mar 14
Apr 14 - Sep 14
Oct 14 - Mar 15
Quantity of Other Applications determined in 8 weeks
Quantity of Other Applications determined over time

Appendix A

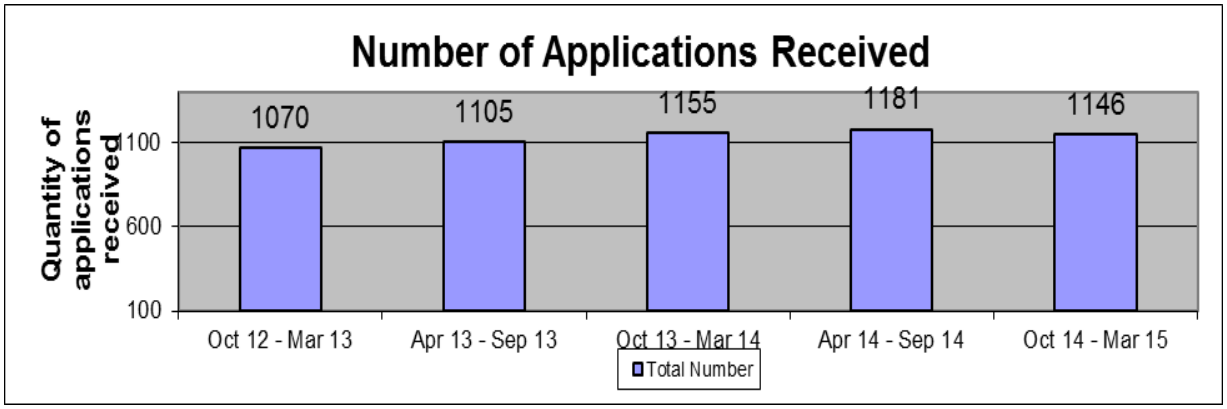
Number of Applications Received
Quantity of applications received
1100
600
100
1070
1105
1155
1181
1146
Oct 12 - Mar 13
Apr 13 - Sep 13
Oct 13 - Mar 14
Apr 14 - Sep 14
Oct 14 - Mar 15
Total Number

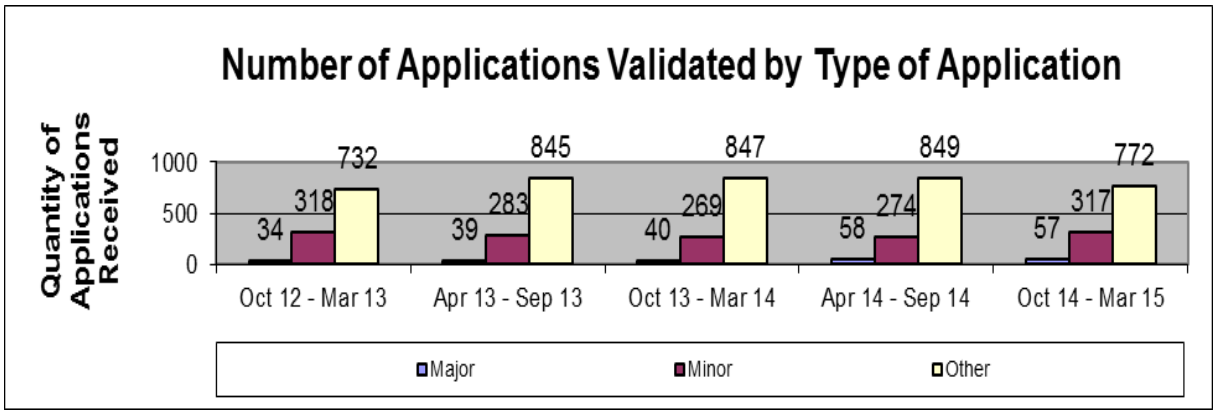
Number of Applications Validated by Type of Application
Quantity of Applications Received
1000
500
0
34
318
732
39
283
845
40
269
847
58
274
849
57
317
772
Oct 12 - Mar 13
Apr 13 - Sep 13
Oct 13 - Mar 14
Apr 14 - Sep 14
Oct 14 - Mar 15
Major
Minor
Other

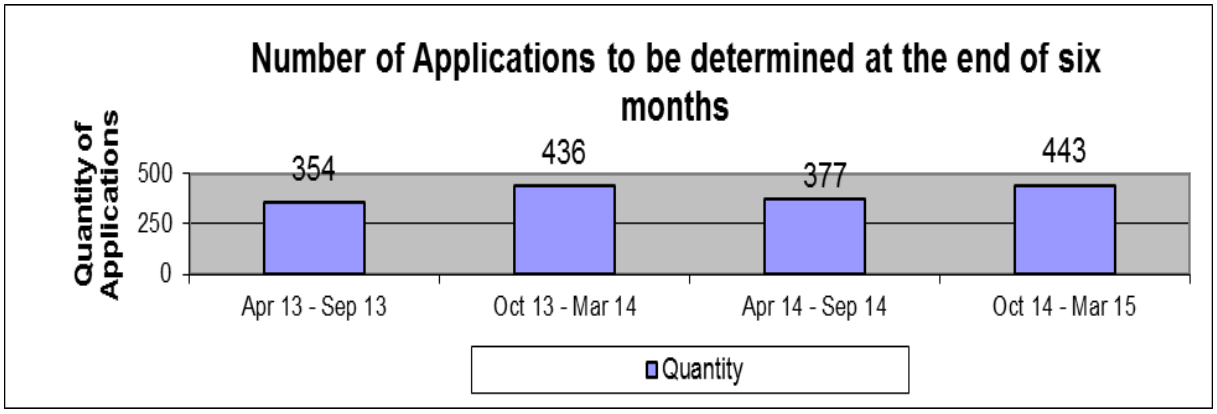
Number of Applications to be determined at the end of six months
Quantity of Applications
500
250
0
354
436
377
443
Apr 13 - Sep 13
Oct 13 - Mar 14
Apr 14 - Sep 14
Oct 14 - Mar 15
Quantity

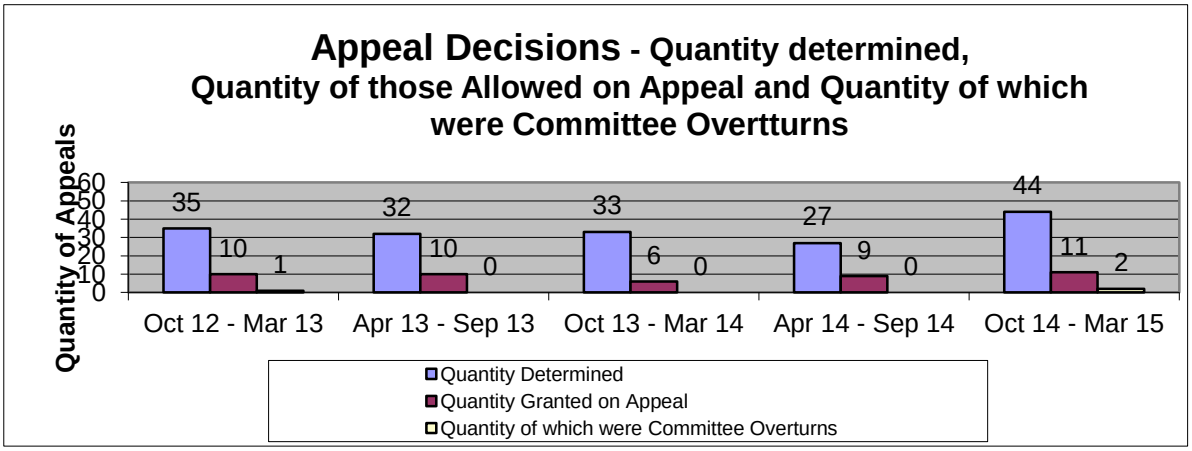
Appeal Decisions - Quantity determined, Quantity of those Allowed on Appeal and Quantity of which were Committee Overtturns
Quantity of Appeals
60
50
40
30
20
10
0
35
10
1
32
10
0
33
6
0
27
9
0
44
11
2
Oct 12 - Mar 13
Apr 13 - Sep 13
Oct 13 - Mar 14
Apr 14 - Sep 14
Oct 14 - Mar 15
Quantity Determined
Quantity Granted on Appeal
Quantity of which were Committee Overturns